



MAIN
PREPARATORY
ACADEMY

2022 - 2023
ANNUAL REPORT



We Care. We Share. The Future,
WE PREPARE

Mission Statement

Main Preparatory Academy is dedicated to improving the lives of its scholars by providing authentic learning experiences in a collaborative, nurturing environment that will build a foundation for success in school, in future careers and in life.

To achieve the mission, our school integrates evidence-based learning technologies in the classroom while offering authentic learning experiences that are respectful of how children learn best. We offer a robust schedule of support activities to enable each scholar to achieve his or her tremendous innate potential. We want our scholars to leave Main Preparatory Academy with the skills and abilities necessary to achieve academic excellence, personal growth and success as lifelong learners. Our families, faculty, staff, and community are our strongest allies in empowering our scholars to be responsible and valued leaders.

Sponsor Statement

Buckeye Community Hope Foundation (BCHF) relies on multiple sources of data to evaluate the community school's performance including academic performance on national normed tests and academic scores published by the Department of Education & Workforce on the Local Report Card. In addition, BCHF conducts multiple onsite visits to the school throughout the year to ensure compliance with all Rule and Law, as well as, the sponsorship contract. Performance results for the school will be available for the 2022-2023 school year on the BCHF website www.bchf.org after November 30.



Vision Statement

The Vision of Main Preparatory Academy is to develop a multicultural environment and to foster a love of learning through communication that focuses on problem-solving, scientific and technological strategies, languages and entrepreneurship in our scholars.




School Administration



Sally Kari
Administrator
Main Preparatory Academy
1035 Clay Street
Akron, OH 44301

School Board

- James George,**
President
- David Montesano,**
Vice President
- Donald Cureton,**
Treasurer
- Justin Pardi,**
Secretary
- Dawn Gummo**
Member



Financial Statement

| | |
|-------------------------------------|-------------|
| FTE:..... | 78 |
| Total Operating Revenues:..... | \$812,885 |
| Total Operating Expenditures: | \$1,476,948 |
| Total Federal Grants:..... | \$663,874 |
| Total Assets: | \$178,291 |
| Total Liabilities: | \$115,836 |

*Presentation Excludes GASB 68
Amounts Obtained From June 30, 2023 Board Financial Reports- Unaudited*

School

Achievement

Highlights



The future is bright for every scholar at Main Preparatory Academy. Students at Main Prep benefit from high expectations, acceptance and dedicated staff members who empower students to succeed. The faculty and staff are committed to providing students with the tools to flourish.

Academic Growth Incentives

At Main Preparatory Academy, we have built an inclusive school, no matter the academic levels. Every student is motivated and inspired to exert 100% effort, and their achievements are recognized and celebrated in awards assemblies.

School Events

Main Prep has created an elevated experience for students and stakeholders by sponsoring the following annual events:

- Best of Akron Elementary Schools
- Main Preparatory Academy's first ever field trip to the Akron Zoo
- TikTok Talent Show
- Sons and Daughters Choice Dance
- Field Day
- ABC Countdown

Positive School Culture

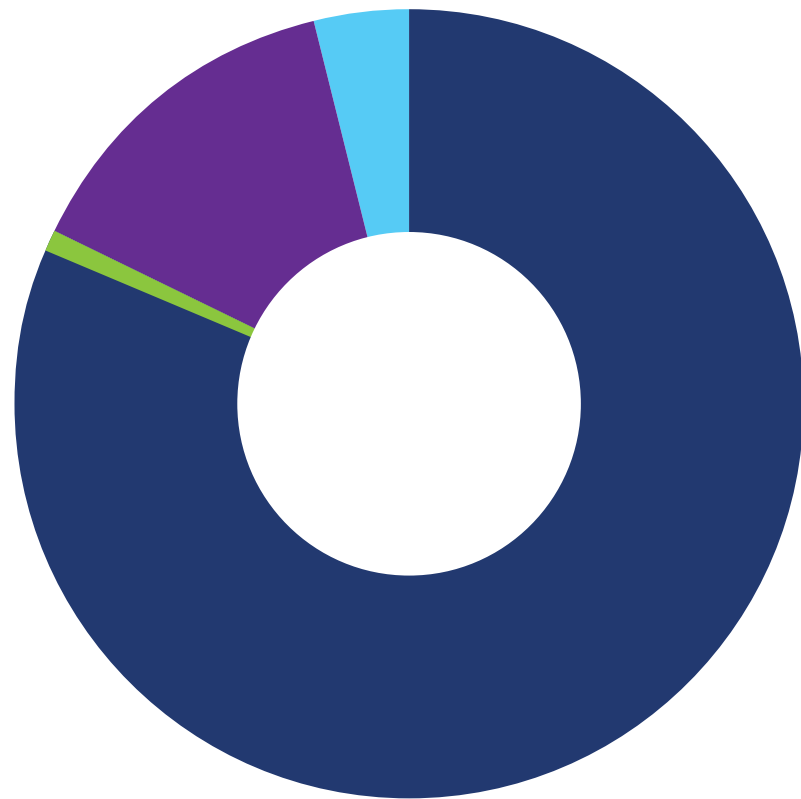
The school promotes a positive, safe, familial environment which is conducive for success. Main Prep champions a sense of belongingness through the Emulation Positive Behavior Program and CHAMPs which emphasize accountability, motivation and positive relationships.

Community Partnerships

Main Prep established a partnership with the Boys and Girls Club of America. The Boys and Girls Club provides stimulating afterschool programs for students in which good citizenship and character are highly promoted.

Demographics

Chart



| Demographic Categories | Number of Students | % |
|----------------------------------|--------------------|------|
| ● African American | 64 | 82.2 |
| ● Asian/Pac. Islander | 0 | 0 |
| ● Hispanic | 1 | 1.26 |
| ● American Indian/Native Alaskan | 0 | 0 |
| ● Multiracial | 11 | 13.9 |
| ● White, Non-Hispanic | 3 | 3.79 |
| ● Not Specified | 0 | 0 |

Attendance

Rate

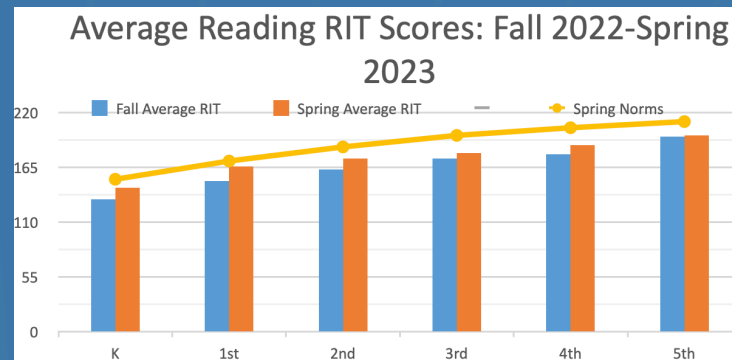
87.5%

Academic Goals

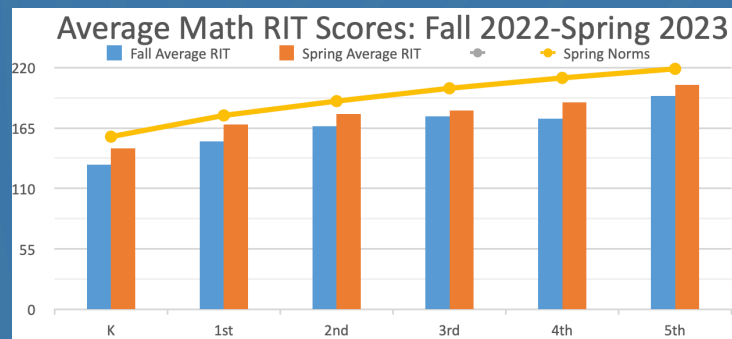
- Each year, students will improve passage rates on the Ohio State Test in English/Language Arts and Mathematics by 1-3%.
- Over 80% of teachers will be rated 'effective' or 'highly effective' based on the educator evaluation report.
- By the end of each school year, 100% of teachers will have a 75% positivity percentage recorded by Kickboard Staff Interactions Table.

Academic Testing

| Main Prep | Fall | Spring | |
|-----------|-------------|-------------|--------------|
| Reading | Average RIT | Average RIT | Spring Norms |
| K | 132.9 | 144.88 | 153.09 |
| 1st | 151.4 | 166 | 171.4 |
| 2nd | 162.8 | 174.1 | 185.57 |
| 3rd | 173.9 | 179.4 | 197.12 |
| 4th | 178.1 | 187.6 | 204.83 |
| 5th | 196 | 197.11 | 210.98 |



| Main Prpe | Fall | Spring | |
|-----------|-------------|-------------|--------------|
| Math | Average RIT | Average RIT | Spring Norms |
| K | 131.5 | 146.55 | 157.11 |
| 1st | 152.8 | 168.1 | 176.4 |
| 2nd | 166.8 | 177.5 | 189.42 |
| 3rd | 175.5 | 181.1 | 201.08 |
| 4th | 173.6 | 188.4 | 210.51 |
| 5th | 194 | 204.11 | 218.75 |



State Report Card

Ohio School Report Cards

Main Preparatory Academy School at a glance

2022 - 2023 Report Card for Main Preparatory Academy

3.5
Meets state standards

Districts and schools receive an overall rating of 1 to 5 stars in half-star increments. The overall rating is comprised of five rated components. The College, Career, Workforce and Military Readiness Component is report only and does not contribute to the overall rating on the 2023 Ohio School Report Cards.

Achievement ★★☆☆☆
Needs support to meet state standards in academic achievement.
Performance Index: 50.1%

Graduation ★☆☆☆☆
The Graduation Component is a measure of the four-year adjusted cohort graduation rate and the five-year adjusted cohort graduation rate.
Graduation Rates: This school is not evaluated for graduation rate because there are not enough students in the graduating class.

Progress ★★★★★
This component looks closely at the growth all students are making based on their past performances.
Significant evidence that the school exceeded student growth expectations by a larger magnitude.

Gap Closing ★★★★★
The Gap Closing Component is a measure of the reduction in educational gaps for student subgroups.
Significantly exceeds state standards in closing educational gaps.
Annual Performance Goals: 76.5%

College, Career, Workforce and Military Readiness ★☆☆☆☆
This component looks at how well-prepared Ohio's students are for future opportunities, whether training in a technical field or preparing for work or college.
Improving K-3 Literacy: 0.0%
Third Grade Reading Proficiency: 20.0%
Promotion to Fourth Grade: NC
Students who are Ready: NC





1035 Clay Street
Akron, OH 44301
234-738-1925

www.mainprepacademy.org



 @MainPrepAkron

